

M049.0

Coca-Cola Marketing Machine Door Coin Chute Enhancement

December 20, 2002

Models Affected: Coca-Cola Marketing Machines in Mexico

Reason: To provide a Coin Chute that enhances the handling of large coins in the Mexico.

Order: 1 - 624,057,70x.x3 Assy. Coin Chute CWD Export – Stainless Steel
1 - 803,867,70x.x1 Label, Do not disassemble & reassemble - in Spanish

Installation instructions:

1. Unplug the vender.
2. Remove the Lamp near the existing Coin Chute Assy. See "A" Figure 1.
3. Open the access door. See "B" Figure 1.
4. Remove the water deflector. See "C" Figure 1.
5. Remove the screw securing the existing Coin Chute to the horizontal bulkhead. See "D" Figure 1.
6. Remove the two (2) keps nuts securing the existing Coin Chute Assy. to the back of the Coin Insert. See "E" Figure 2.
7. Remove and discard existing Coin Chute Assy.
8. Place new Coin Chute Assy. in position. Note: the Coin Chute Assy. should go under the horizontal bulkhead. See Figure 2.
9. Secure Coin Chute Assy. to the Coin Insert with the two (2) keps nuts removed in step 6. See "E" Figure 2.
10. Install the first screw as shown in "F" Figure 2.
11. Check the Coin Chute Assy. alignment with the changer, then install the second screw to secure. See Figure 2.
12. Install the water deflector removed in step 4.
13. Install the Notice Label on the horizontal bulkhead as shown in figure 3.
14. Test coins for proper alignment of chute to coin mechanism.




Figure 1




Figure 2




Figure 3